















三菱サーボモーター

<p>スピード</p>	  を同時に押す
<p>回転方向</p>	  を同時に押す
<p>検出器 有、無モード</p>	  を同時に押す no5.on or no5.off
<p>機種モード設定</p>	   を同時に押す  で選択  を長押ししCLEAR、決定 KA-1 WX RX M DLR/PA-1シリーズ KA-3 Fシリーズ KA-2 FX RX-JCD/UTC Dシリーズ KA-4 DXシリーズ
<p>JCD/UTCコンデンス設定</p>	 を1回押す [. - 5 - 5] → [. - 5 0 7] ↑ ↑ ↑ ↑ 縫い始めなのでOFF 縫い終わりなのでONにする コンデンス針数   を同時に決定