











POWERMAX AS58, ASD58

2017/9/14

<p>SPEED</p>	<p>PUSH P &  DISPLAY "PD" AND PUSH P CALL PARAMETER 01 WITH UP, DOWN BUTTON AND CHANGE THE NUMBER  Ex) 4000 → DECIDE WITH P </p>
<p>DIRECTION</p>	<p>PUSH P &  DISPLAY "PD" AND PUSH P CALL PARAMETER 34 WITH UP, DOWN BUTTON AND CHANGE THE NUMBER  0: C.W 1: C.C.W → DECIDE WITH P </p>
<p>NEEDLE POSITION</p>	<p>DECIDE NEEDLE POSITION WITH  LAMP ON UPPER LEFT MEANS NEEDLE DOWN POSITION</p>
<p>PRESET MODE</p>	<p>PUSH P &  DISPLAY "PD" AND PUSH P CALL PARAMETER 62 WITH UP, DOWN BUTTON AND CHANGE THE NUMBER  3011: FX 3013: NR(RX), NC(NM), NW(WX) → DECIDE WITH P </p>