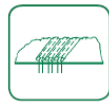

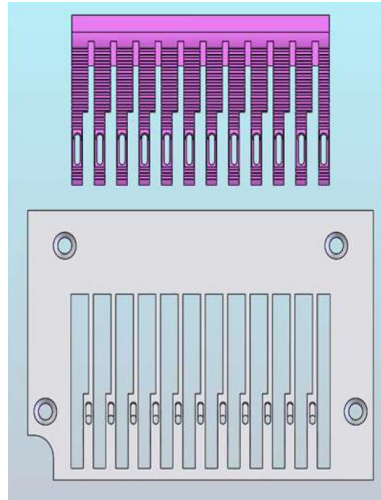


Line attaching multi needle chain stitch machine


FX4423PLW



23 needle, cylinder bed, double chain stitch machine for attaching line tapes with special feed dog.




Optional devices



Tape feeding device with unangling mechanism



Guillotine type pneumatic tape cutter
(Manual knee switch type or optical sensor type)



Model	Application	Material	Needle	No. of Threads	Gauge	Needle bar Stroke	Stitch length stitch/inch	Presser Foot lift	Maximum Speed
FX4423PLW	Line attaching	Light to medium	DV x 57 14	12	1/8"	34.5mm	7~17	8mm	4000