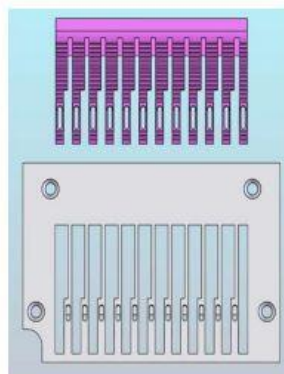
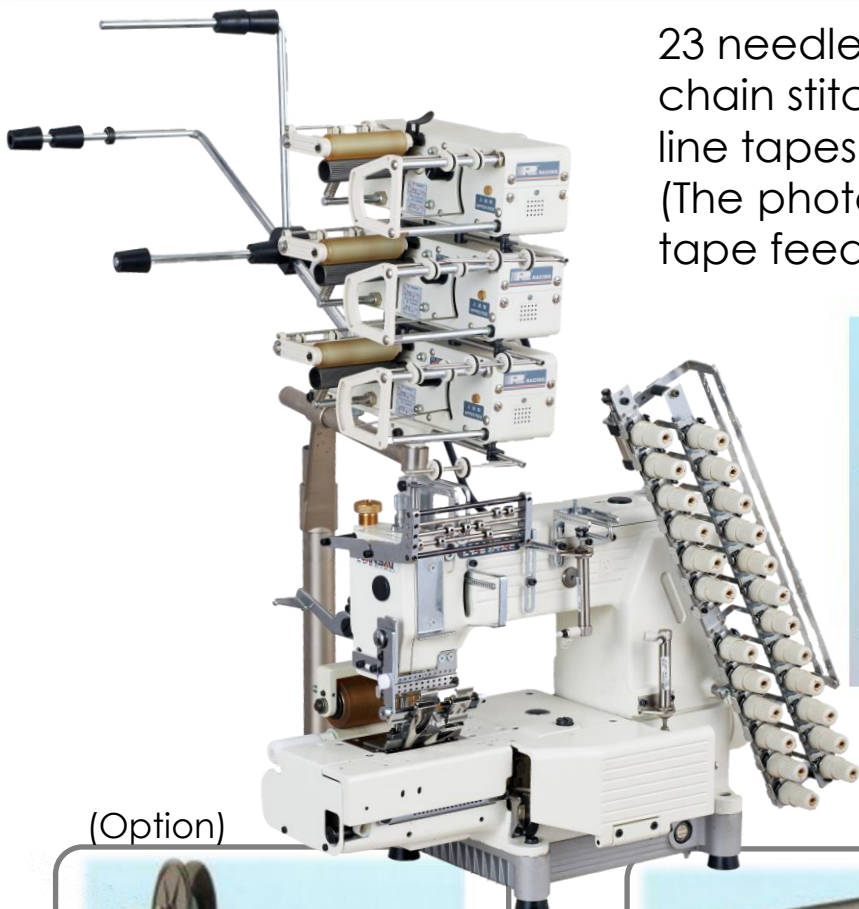




FX4423PLW

23 needle, cylinder bed, double chain stitch machine for attaching line tapes with special feed dog. (The photo on the left is attached tape feeder device as option)



(Option)

(Option)



Tape feeding device with untangling Mechanism

Guillotine type pneumatic tape cutter (Manual knee switch type or optical sensor type)

Model Name	Application	Material	Needle	No. of threads	Needle gauge	Needle bar stroke	Stitch length	Diff. Feed ratio	Presser foot lift	Maximum Speed
FX4423PLW	Line attaching	Light to medium	DV x 57 14	12	1/8"	34.5	7~17	N/A	8mm	4000

