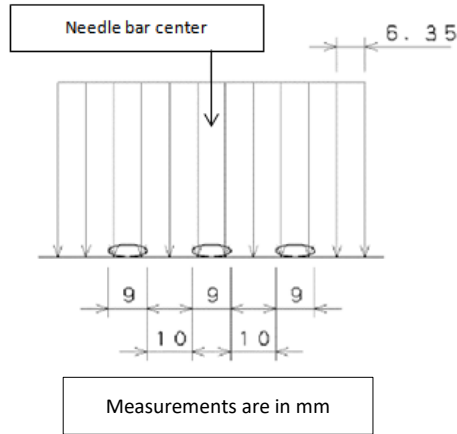


Line attaching multi needle chain stitch machine


FX4406PL , FX4412PL



6 needle, cylinder bed, double chain stitch machine for attaching line tapes




Optional devices



TF3 device
Tape feeding device with untangling mechanism



TK3 device
Guillotine type pneumatic tape cutter
(Manual knee switch type or optical sensor type)



Model	Application	Material	Needle	No. of Threads	Gauge	Needle bar Stroke	Stitch length stitch/inch	Presser Foot lift	Maximum Speed
FX4406PL FX4412PL	Line attaching	Light to medium	DV x 57 14	12 (for 6P) 24 (for 12P)	1/4"	34.5mm	7~17	8mm	4500