

# DFB1412PL, 1406PL



12(6) Needle, flat-bed, double chain stitch machine for attaching line tapes.




## Features



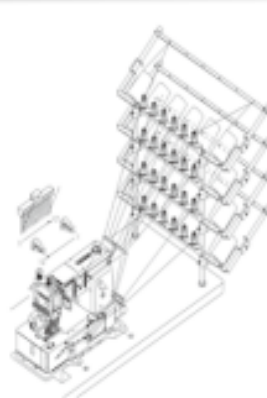
### Dedicated Folder

Includes original folder for line attachment.

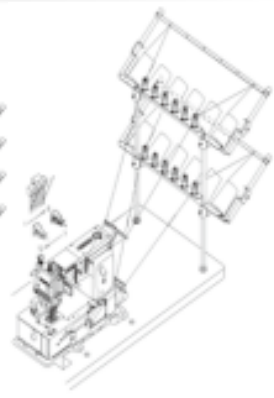


### Smooth puller

Reliable feeding without damaging the fabrics.



DFB1412PL



DFB1406PL

### Thread tension set

Model Name	Application	Material	Needle	No. of threads	Needle gauge	Needle bar stroke	Stitch length	Diff.Feed ratio	Presser foot lift	Maximum Speed
DFB1406PL	Line Attaching	Light to medium	UOX113 #14	12	1/4", 1/3", 3/8"	34	7~17	N/A	10	4500
DFB1412PL	Line Attaching	Light to medium	UOX113 #14	24	1/4", 3/16"	34	7~17	N/A	10	4000

